
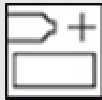




Technical Data Sheet

Body Filler Application



Product: AART 5-240 Multi-Carb 1KG

Features:	<ul style="list-style-type: none"> • Two component polyester putty • High viscosity • Contains carbon fiber • Non-porous material 				
Benefits:	<ul style="list-style-type: none"> • Suitable for sealing larger inequalities • Easier to sand than a fiberglass putty 				
Recommended Use:	Designed for filling common surfaces including iron, aluminum, zinc and fiberglass.				
Materials for the job:	<ul style="list-style-type: none"> • AART 5-240 Multi-Carb Filler • Cream Hardener PBO • Plastic or metal spreader and mixing board. 				
Physical properties:	<p>Specific gravity (kg/l):</p> <p>Flash point: -</p> <p>Vol.% solids: -</p> <p>Coverage: -</p> <p>Viscosity: -</p> <p>Gloss: -</p> <p>Color: Black</p> <p>V.O.C. (RTS): Applied: 34 g/l</p>				
Pretreatment: 	<ul style="list-style-type: none"> • Remove rust by sanding or sand blasting. • Clean with Automotive Art Universal Cleaner 20-95 – refer to Preparatory Treatment. • Sand damaged areas on not well-cured old paintwork to bare metal. • Bring new spare parts to bare metal 				
Cleaning the equipment:	Lacquer Thinner 6-051				
Shelf Life:	Under normal storage conditions minimum 12 months (unopened tins).				
Mixing ratio: Hardener 	<table border="0"> <tr> <td>Automotive Art 5-240 Multi-Carb</td> <td style="text-align: right;">100%</td> </tr> <tr> <td>Automotive Art Hardener</td> <td style="text-align: right;">2%</td> </tr> </table>	Automotive Art 5-240 Multi-Carb	100%	Automotive Art Hardener	2%
Automotive Art 5-240 Multi-Carb	100%				
Automotive Art Hardener	2%				
Application:	Check surface for moisture or contamination before filling. Spread filler using a plastic spreader, using slow, firm strokes, applying in one direction.				



Technical Data Sheet

Body Filler Application

Drying time: At 20° (68°F) 	20 to 30 minutes
Guide Color:	Apply Automotive Art Guide Color by brush, aerosol or charcoal powder application. Refer to guide Color Application.
Sanding: 	Dry sand with 80 - 120 grit. Then guide coat and fine sand with 120
Pot life at 20°C (68°F):	Approx. 5 minutes at 23°C (73.4°F) and hardening ratio 100:2
Warnings:	<p>The use of too much or too little hardener may lead to problems like poor adhesion, soft cure, and poor workability. Always need tube before squeezing out hardener</p> <p>Too much hardener may result in bleeding or staining.</p> <p>Do not apply on surfaces with contamination or moisture.</p> <p>Do not return unused mixture to can as it will harden remaining contents.</p>